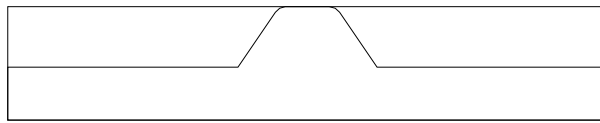


Lens Hood for GoPro HERO3, 3+, 4

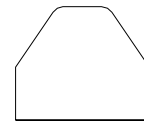
<http://hightimes247.com/multicopter/how-to-make-a-gopro-lens-hood/12039/>

Pattern

for Carbon Tube



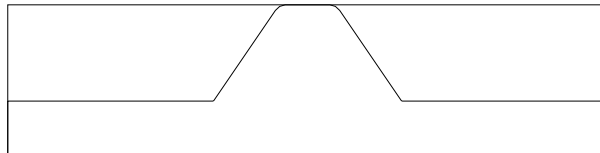
for Floccked processed paper



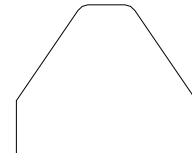
4:3, SuperView

Scale 1 : 1

for Carbon Tube



for Floccked processed paper

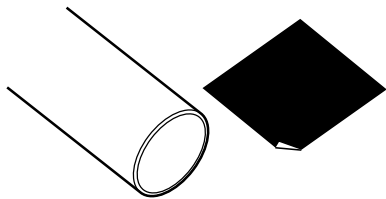


16:9

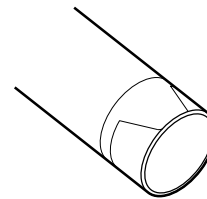
Scale 1 : 1

Instruction

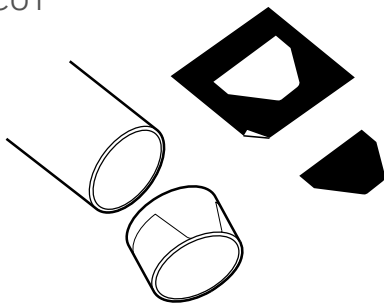
1. Preparing
Carbon Tube...Out Dia.25mm/Inn Dia.23mm
and black floccked processed paper




2. Put the pattern
with spray bond adhesive



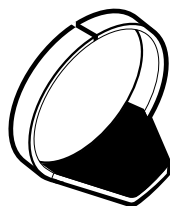
3. CUT



4. CUT and finish the edge



5. Put Floccked processed paper
with Double sided tape



6. Finish

